

ELEVATE WEBINARS

BRIDGING THE GAP: WAYS TO TEACH THOSE WITH READING/LITERACY CHALLENGES

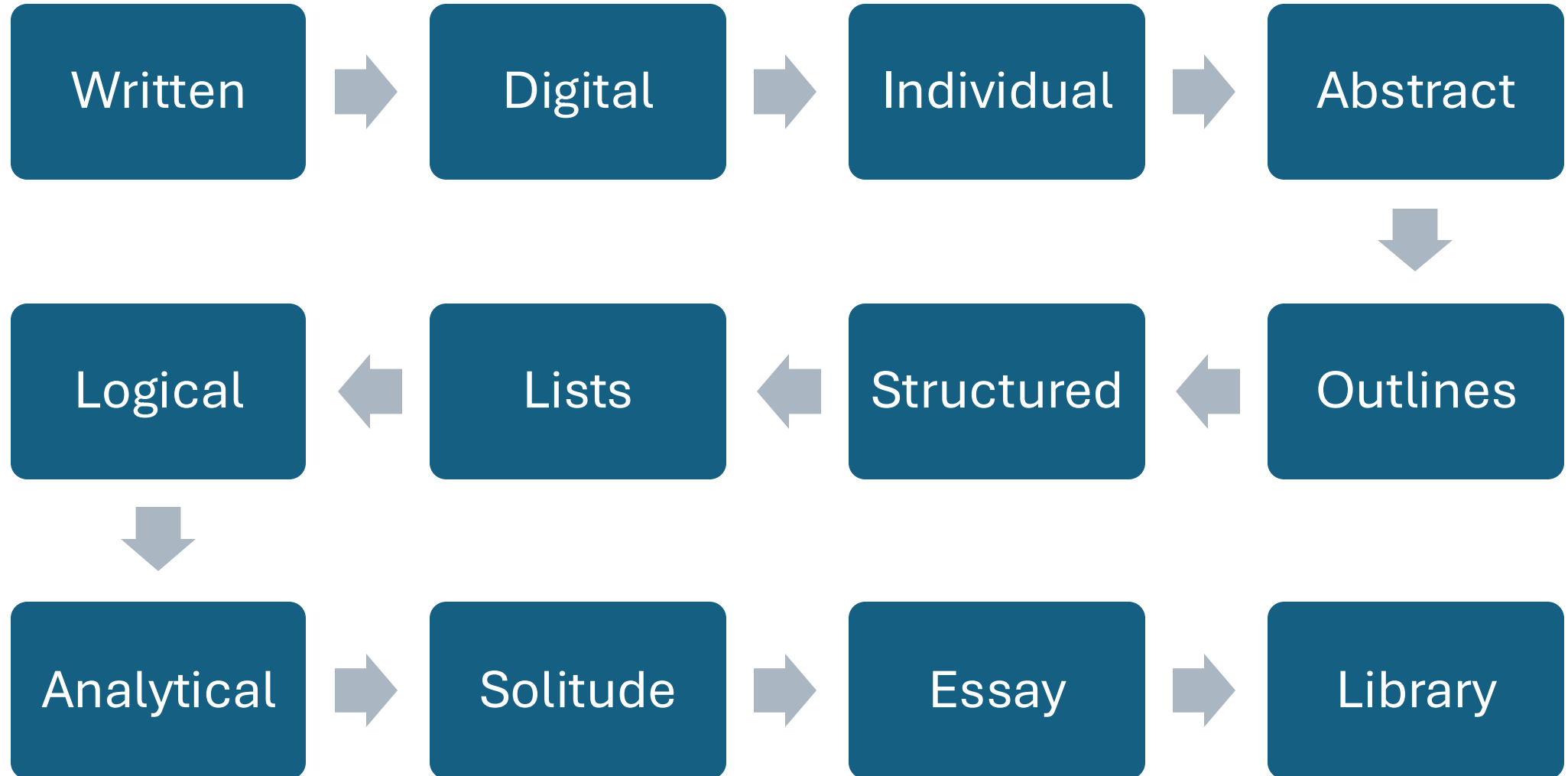


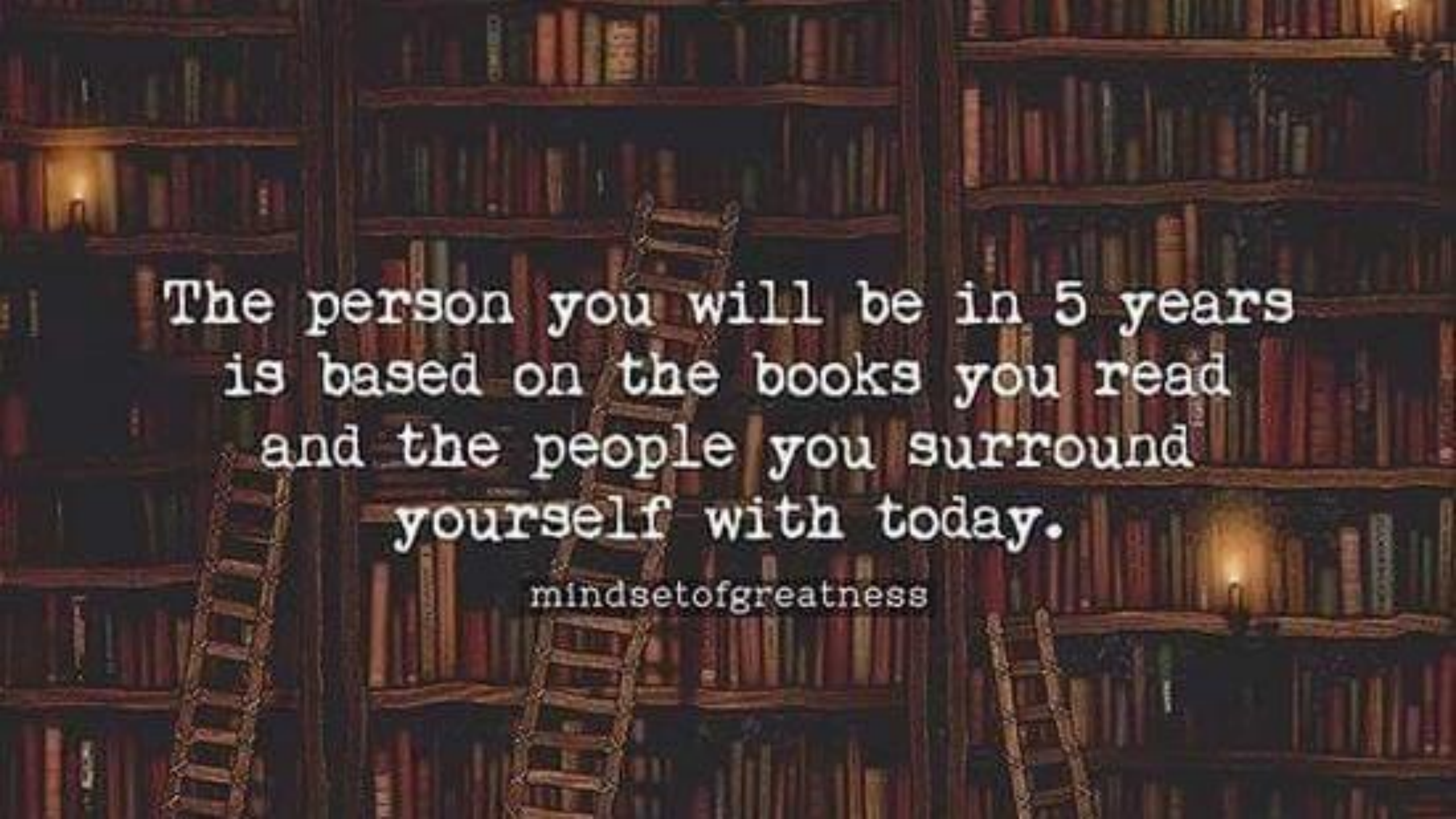
With Craig Weaver

WHAT SUCCESS LOOKS LIKE TODAY

1. Identify key differences between Oral and Literate Preference Learners
2. Identify initial steps to adapt your teaching materials/approach to address Oral learning distinctives


Literate Preference Learners





The person you will be in 5 years
is based on the books you read
and the people you surround
yourself with today.

mindsetofgreatness



Oral Preference Learners

Spoken Word

Storying

Communal

Formulas

Groups

CAMPFIRE

REPETITION

SONG – SINGING

Flexible patterns

Participatory

Characters

Concrete

Relational









**Always seem to start
with a formal setting
sitting in rows**



**But we remain
flexible and get
into small groups
for practice &
discussion**



What do you see as
examples of a
Literate Learner?

What do you see as
examples of an
Oral Learner?



Oral Contrasting and Literate

- | | |
|-------------------------|------------------------|
| • Focus on Present | 1. Detached |
| • Community Based | 2. Individualistic |
| • Immediate Context | 3. Long-term |
| • Alive & Active | 4. Stored in Books |
| • Time is Cyclical | 5. Linear & Historical |
| • Continuity of Present | 6. Past Present Future |

Oral Contrasting Literate

and

- Spoken Word
- Face to Face
- Immediate
- Repetition
- Formulas
- Redundant
- Cultural Tradition

- 7. Written Word
- 8. Head in a Book
- 9. Stored on Shelf
- 10. Hard Drive
- 11. Foot Notes
- 12. Precise & Concise
- 13. Intellectual Property

Oral Contrasting and Literate

- | | |
|----------------------|-------------------------|
| • Oral Delivery | 14. Written Textbook |
| • Discussion | 15. Written Assignment |
| • Role Play-Story | 16. Lecture |
| • Oral Test | 17. Written Test |
| • Dialogue Circles | 18. Independent Study |
| • Visual-Audio Media | 19. E-Book & PowerPoint |

WHAT SUCCESS LOOKS LIKE TODAY

1. Identify key differences between Oral and Literate Preference Learners
2. Identify initial steps to adapt your teaching materials/approach to address Oral learning distinctives

WHAT ARE YOUR TAKE-AWAYS?

- What changes might you begin to make in your teaching/training?
- What questions might you ask your global partners to better navigate orality challenges in their context?

